

# USGBoral Joint Tapes

For the seamless jointing of Gypsum Boards

## USG Boral Paper Tape



### Paper Tape

Dimensions - 50mm x 75m

**Product Description** - A paper reinforcing tape for strengthening and finishing joints of interior drywall panels

#### Features


- High strength and resists tearing
- No stretch and wrinkles
- Superior center crease
- Easier corner finish

## Application procedures for Paper Tape

### Tapered Edge Joint



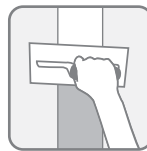
1 Apply first coat of Jointing Compound (150mm)\*



2 Apply tape  
3 Remove excess compound  
4 Cut the tape



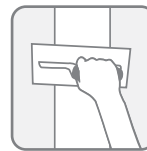
Dry  
(Should be hard)



5 Apply second coat of 200mm



Dry  
(Should be hard)



6 Apply third/final coat of 300mm

### Square Edge Joint



1 Apply first coat of Jointing Compound (150mm)\*



2 Apply tape  
3 Remove excess compound  
4 Cut the tape



Dry  
(Should be hard)



5 Apply second coat of 300mm



Dry  
(Should be hard)



6 Apply third/final coat of 500-600mm

### Internal Angles



1 Apply first coat of Jointing Compound (150mm)\*



2 Apply tape  
3 Remove excess compound  
4 Cut the tape




Dry  
(Should be hard)



5 Apply second coat



Dry  
(Should be hard)



6 Apply third/final coat